



Ur-S SHORT SHIFTER INSTALLATION INSTRUCTIONS

Only work underneath your vehicle after properly supporting it with adequate jack stands on a flat/level surface. **NEVER work under a vehicle only supported with a jack.**

Estimated Installation Time: Approximately One Hour

Required Tools: 13mm short socket, universal joint, extension(s) (~1 foot length), ratchet, and a Pry-Bar.

To Remove Stock Shifter Linkage:

1) Place transmission in neutral. Locate the shifter linkage clamp bolt as seen below in Figure 1. Remove the 13mm bolt clamping the shifter linkage to the selector shaft as seen in Figure 1a. Note the relative alignment of the linkage and selector shaft prior to removal.




Figure 1




Figure 1a

2) Pop the black plastic shifter mechanism cup off of the ball on the front passenger's side of the transmission as seen in Figure 2a. Pry the black plastic cup off of the ball without damaging it, as you will need to re-use it on the short-shifter.




Figure 2




Figure 2a

3) Remove the 13mm nut holding the "black" piece of the short shifter onto the transmission as seen in Figure 3a. This will be located on the upper front of the transmission on the driver's side.




Figure 3




Figure 3a

4) Carefully remove the complete shifter linkage out through the area near the driver's side front axle.

For vehicles with the Procon 10 safety system, this step is more difficult due to space constraints. The shifter needs to be slid forward far enough to clear the procon 10 mechanism before it can be pulled out by the driver's side front axle.

5) Exchange the black plastic cup mechanism from the stock shift linkage to the new short-shifter linkage.

6) Install the short-shifter linkage in the same manner as stock linkage removal.

NOTE: Adjust the static location of the shift knob/lever to desired position, from inside the vehicle, prior to tightening shift linkage clamp. This is most easily accomplished with the use of a helping set of hands.

Thank You For Your Short Shifter Order.....